



上海中期期货股份有限公司

SHZQ FUTURES CO., LTD

2024 05 20



1000

500

300

50

1000

50

300

500

2024 4 19 5 10 5 10

1000

2023 8

11

IH IF IC

IM





1

1 2024 5 17

50	300	500	1000
-----------	------------	------------	-------------



上海中期期货
SHZQ FUTURES

1000 500 300

50 1000

1000 500 300 50

- 1

1

50 300 500 2024 4 19 5

10 5 10

1000 2023 8 11

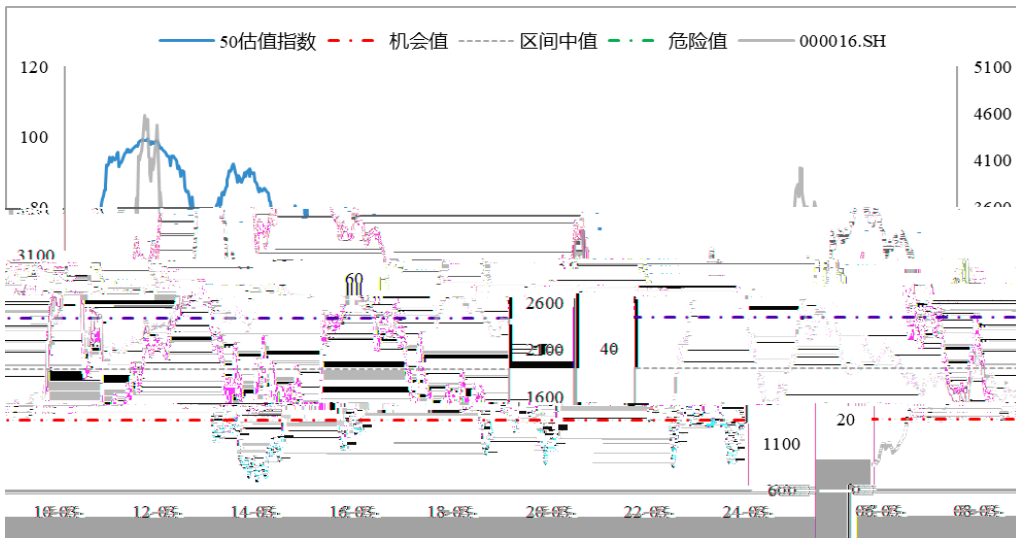
2 50

50 3000 29.20%

34.79% 2024 4 12

2024 4 19

2 50





上海中期期货
SHZQ FUTURES

2





3

						300
2024 04 26	31.60%	2.50%	39.10%	4.80%	18.00%	21.14
2024 04 30	31.60%	2.90%	39.30%	4.80%	18.00%	21.26
2024 05 10	37.20%	4.50%	41.20%	7.10%	22.10%	24.56
2024 05 17	37.30%	4.70%	41.30%	8.10%	22.10%	24.75

4 500

500

16 094

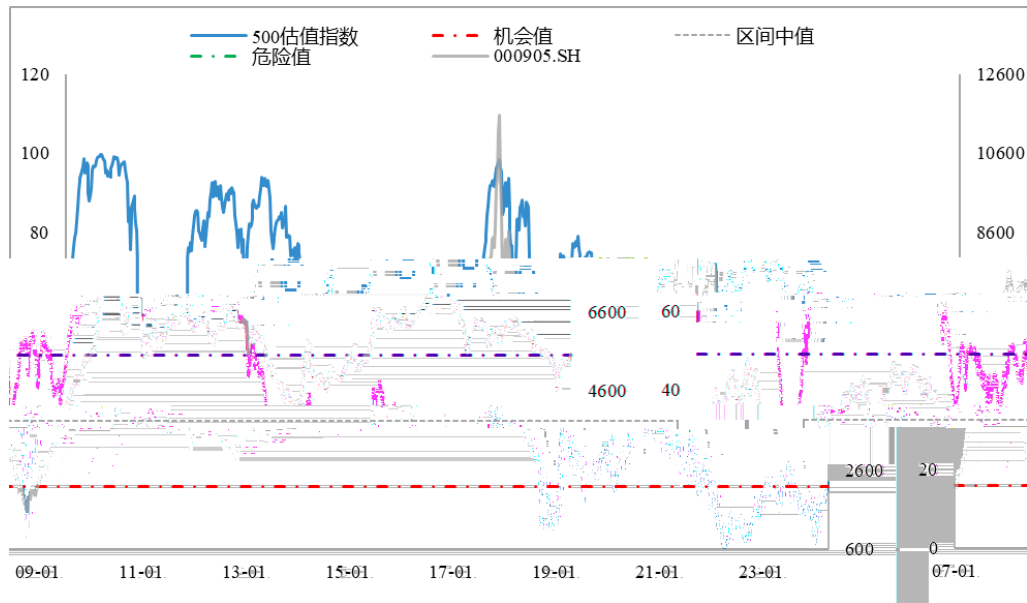
14.30%

0.28%

2023 8 18

2024 5 10

4 500





4

						500
2024 04 26	15 10%	2 40%	14 70%	28 90%	8 10%	14 47
2024 04 30	15 10%	2 80%	15 60%	28 90%	8 10%	14 76
2024 05 10	21 10%	3 50%	18 20%	27 70%	13 50%	16 92
2024 05 17	20 40%	3 10%	16 80%	27 70%	11 70%	16 09

5 1000

1000

11 082

6 20%

39 67%

2023 7 28

2023 8 11

5

						500
2024 04 26	22 40%	2 40%	2 20%	4 60%	3 20%	5 45
2024 04 30	23 40%	2 90%	2 90%	4 60%	3 20%	5 72



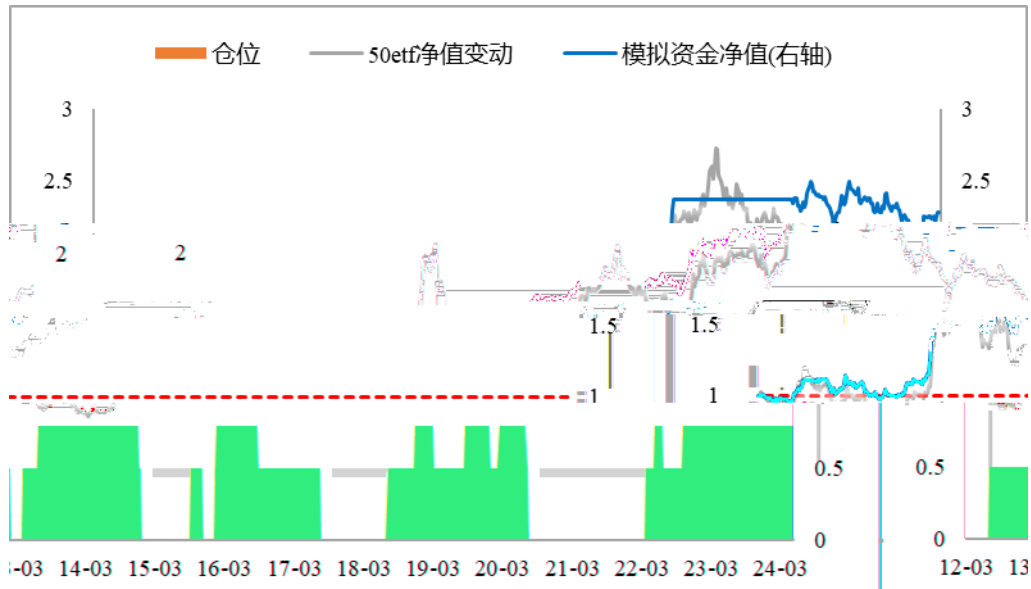
1

EF

	EF		EF
	50ETF 2005 2 23		300ETF 2012 5
28	500ETF 2013 3 15	1000ETF	2016 11
11			50ETF
	2012 6 1		

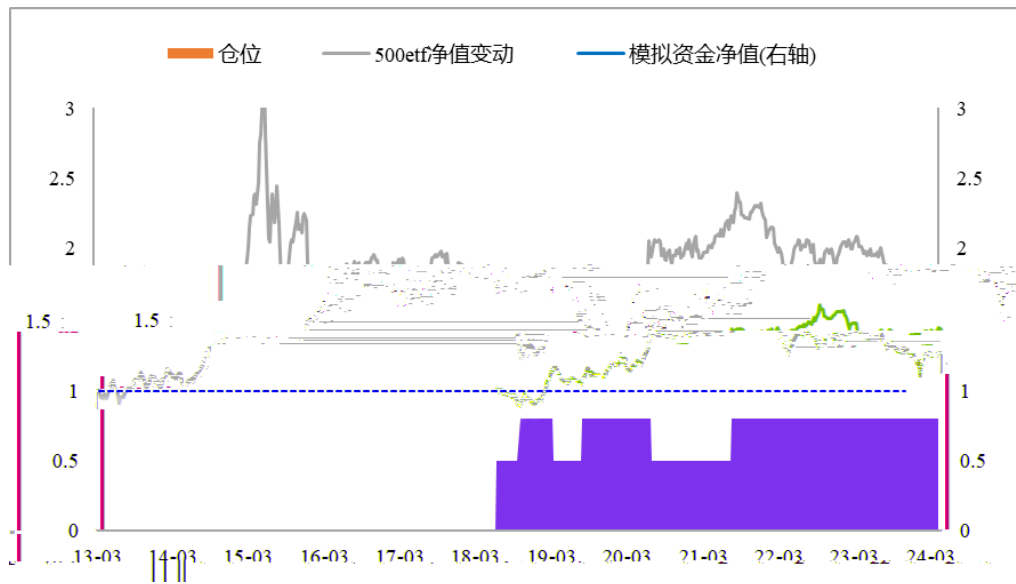
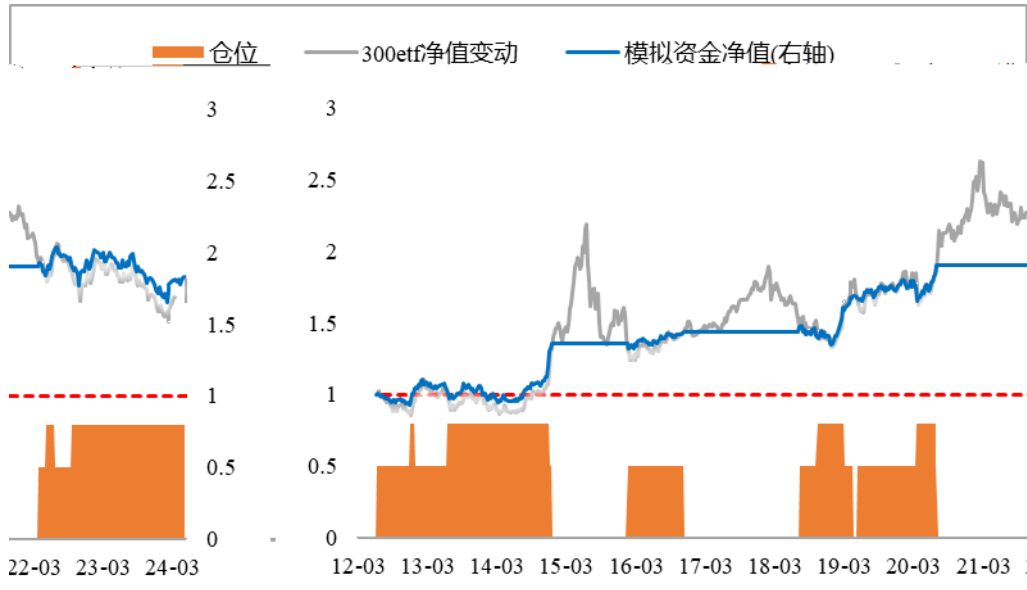
2

6 50ETF



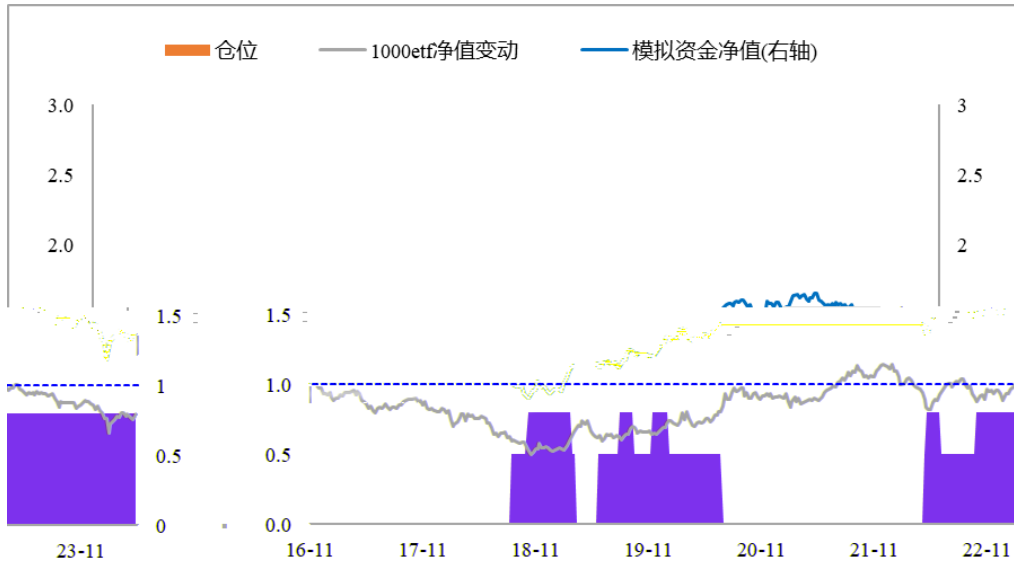


7 30ETF





9 100ETF



50 2022 9 30

08 2 344 500 2021

7 2 08 1 284 300 2022

9 16 08 1 822 2022 9 23 08

100 1 396

08 50 300 500 2021

4 19 5 10 5 10

100 2023 8 11